

BAMBOO CANES

CODE	HEIGHT	GIRTH (MM)	QTY PER BUNDLE
129.3C810	3 foot	8-10	500
129.4C810	4 foot	8-10	500
129.4C1214	4 foot	12-14	250
129.5C1012	5 foot	10-12	200
129.5C1214	5 foot	12-14	200
129.6C1214	6 foot	12-14	250
129.7C1618	7 foot	16-18	125
129.8C1820	8 foot	18-20	125
129.10C2022	10 foot	20-22	50



GREEN SPLIT CANES

To support a variety of plants

CODE	HEIGHT	GIRTH	COLOUR	PACK QTY
196.GSC2	2 ft (24")	6	Green	2500
196.GSC2.5	2.5 ft (30")	6.5	Green	2500
196.GSC3	3 ft (36")	7	Green	2000



CANE CAPS

- Will fit most sizes of canes
- Cushions any impact against the face and will protect eyes from injury
- PYR - Pyramid Caps - Grips and caps the top of three canes when used together to form a pyramid triangular shape

CODE	DESCRIPTION	BOX QTY	BARCODE
140.CC2	For Thin Canes	1000	05391513333606
140.CC4	Fits All Canes	1000	05391513333613
140.CC4EP	Fits All Canes	250	053915133339417
140.PYRI	Fits All Canes	1000	05391513333620
140.PYRIEP	Fits All Canes	250	053915133339400



CC2



PYR




CC4

GRO TRIANGLES

The Gro Triangle is designed to hold the canes upright creating a triangular column.


CODE	DIAMETER	CANE	BOX QTY	BARCODE
140.GROT-2EP	17cm	3 Standard	250	05391513338182



PLANT SUPPORT RINGS

The Plant Support Rings fit into any size cane and adjust up or down the cane as required. Because the circumference of the PS10 ring is in segments it is much easier to adjust plant stems as they are growing or cut flowers and damage to them is avoided.

CODE	SIZE	BOX QTY	BARCODE
140.PS10	25cm diameter	100	05391513338199





OBELISK

The Obelisks are made to a classical design and to look like wrought iron. They have hook type grips on the bottom of their legs to achieve a secure hold in the compost. All the way up EACH leg are little legs sticking out about 10mm which allow climbers to attach easily and grow up the Obelisk. Ideal for any climbing plant. They are easily assembled by just clipping together the two frames.

CODE	DIA X L (CM)	BOX QTY	BARCODE
140.OB3	15 x 65	25	05391513338229



CANE SUPPORTS


Cane Supports are designed to grip and hold canes upright and steady in most pots, thus preventing damage to plants. The pot can also be lifted by the cane which will not detach and will stay quite rigid. The CBS1 is pushed onto the bottom of a cane.

CODE	PACK QTY	BARCODE
140.CBS1	500	05391513335648

TRELLIS

The PS16 Trellis stands 72cm above the pot. It has grips on the legs, so when inserted into the compost it will be stable and not pull out easily. The plant could be then lifted by the trellis top.

CODE	SIZE	PACK QTY	BARCODE
140.PS16	85cm x 17cm	50	05391513335631
140.PS17	65cm x 17cm	50	05391513337789



TRIPODS

Tripod legs are easily spread and inserted into soil. The legs have steps on them to give extra grip in the soil. They also have little protrusions along them so that the plant can grip and secure itself as it grows. The top acts as a cane cap and there is a lug so a label can be clipped on.

CODE	SIZE	PACK QTY	BARCODE
140.TR18	45cm	250	05391513337857
140.TR24	60cm	250	05391530650502
140.TR32	80cm	250	05391530650519