


BEDDING TRAYS

- Equal centre-to-centre cell pitches in both directions*
- Infinite centre to centre cell pitches from tray to tray*
- Recessed handle slots for automated handle application
- Care card slots on both sides of all unit sizes
- AMT6 holds 6 units, fits 3 per Danish Shelf
- AMC6-12R unit, squarer cells for a larger cell volume
- 19 units loose per Danish Trolley shelf (except AMC4-20 which fits 12)
- Available in cases
- Colour: Black


* Except AMC6-12R and AMC4-20



1




2




3



4



5



6



www.desch-plantpak.com

PIC	CODE	CELL QUANTITY	EXTERNAL SIZE (MM)	VOLUME OF CELL (ML)	QUANTITY Per Case	QUANTITY Per Pallet
1	110.AMT6(C)	Tray	535 x 420 x 58	-	51	12 x 51 = 612
2	110.AMC6-4(C)	4 cell	210 x 178 x 69	385	456	16 x 456 = 7296
3	110.AMC6-6(C)	6 cell	210 x 178 x 69	230	456	16 x 456 = 7296
4	110.AMC6-9(C)	9 cell	210 x 178 x 69	128	456	16 x 456 = 7296
5	110.AMC6-12R(C)	12 cell	210 x 178 x 69	100	456	16 x 456 = 7296
6	110.AMC4-20(C)	20 cell	270 x 209 x 69	94	300	16 x 300 = 4800

NORMSET 5000 SYSTEM

- Equal centre-to-centre cell pitches along the tray
- Infinite centre to centre cell pitches from tray to tray
- Recessed handle slots for all units
- Identical external dimensions for all units
- 20 trays per Danish Trolley shelf
- Colour: Black



1



2



3



4

PIC	CODE	CELL QUANTITY	EXTERNAL SIZE (MM)	VOLUME OF CELL (ML)	QUANTITY Per Case
1	110.36500(P)	Tray	560 x 250 x 44	-	1600
2	110.36515(P)	2 x 6 pack	280 x 250 x 57	190	4480
3	110.36530(P)	2 x 8 pack	280 x 250 x 57	145	4480
4	110.36545(P)	2 x 10 pack	280 x 250 x 57	110	4480




www.desch-plantpak.com



BEDDING PLANT SETS "10" PACK


- Sixteen 10 packs fit a Danish shelf
- Handles available
- Colour: Black

CODE	CELL QUANTITY	EXTERNAL SIZE (MM)	VOLUME OF CELL (ML)	QUANTITY Per Pallet
110.36111(P)	2 x 10 pack	315 x 280 x 65	170	3780



HANDLES

CODE	SIZE	BOX QUANTITY
117.HANDLES50	15mm x 50cm	1000



PROPAGATION TRAYS - TREE NURSERY

- Strong, deep cells with vertical ribs which prevent spiralling and simulate downward growth of the roots.
- Four trays per Danish Trolley shelf

PIC	CODE	DESCRIPTION	CELL SIZE (CM)	EXTERNAL SIZE (CM)	VOLUME OF CELL (ML)	QUANTITY Per Case
1	110.30162(C)	66 cell	4.7 x 4.56 x 7	52.5 x 30cm x 7	95	30
2	110.30185(C)	84 cell	4.15 x 4.05 x 7	52.5 x 30cm x 7	76	35
3	110.30200(C)	104 cell	3.7 X 3.4 X 7	52.5 x 30cm x 7	55	30
4	110.30226(C)	144 cell	3.0 X 3 X 6	52.5 x 30cm x 7	30	30